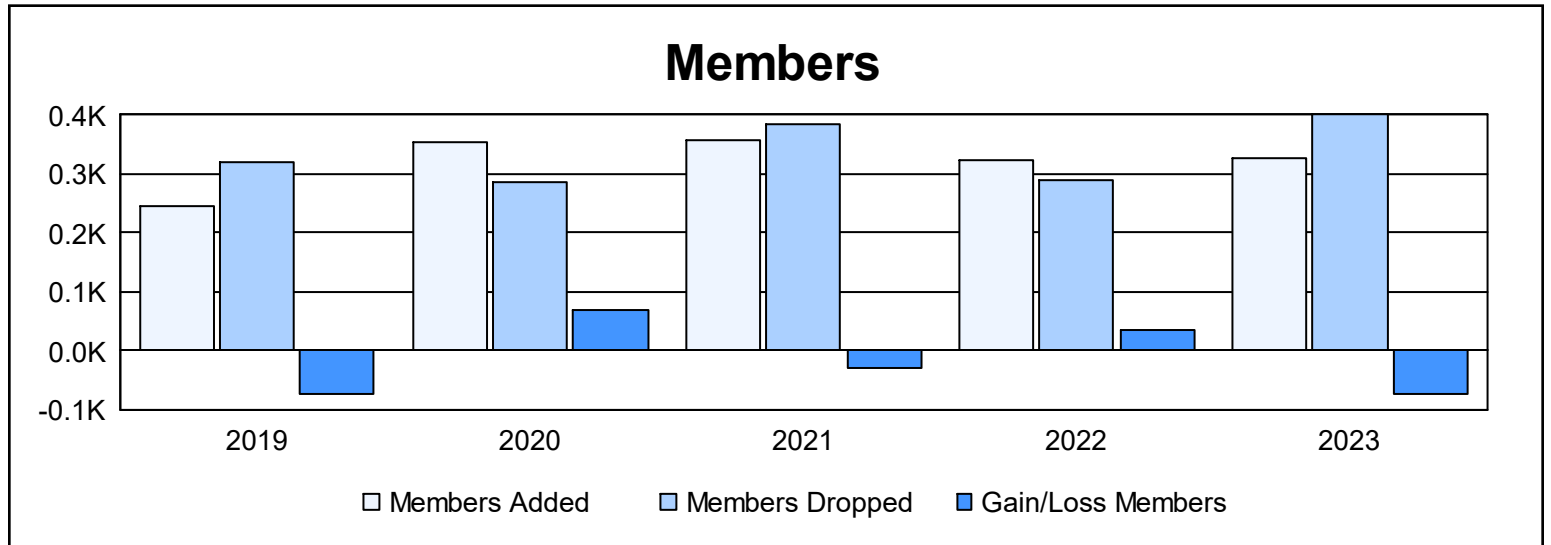
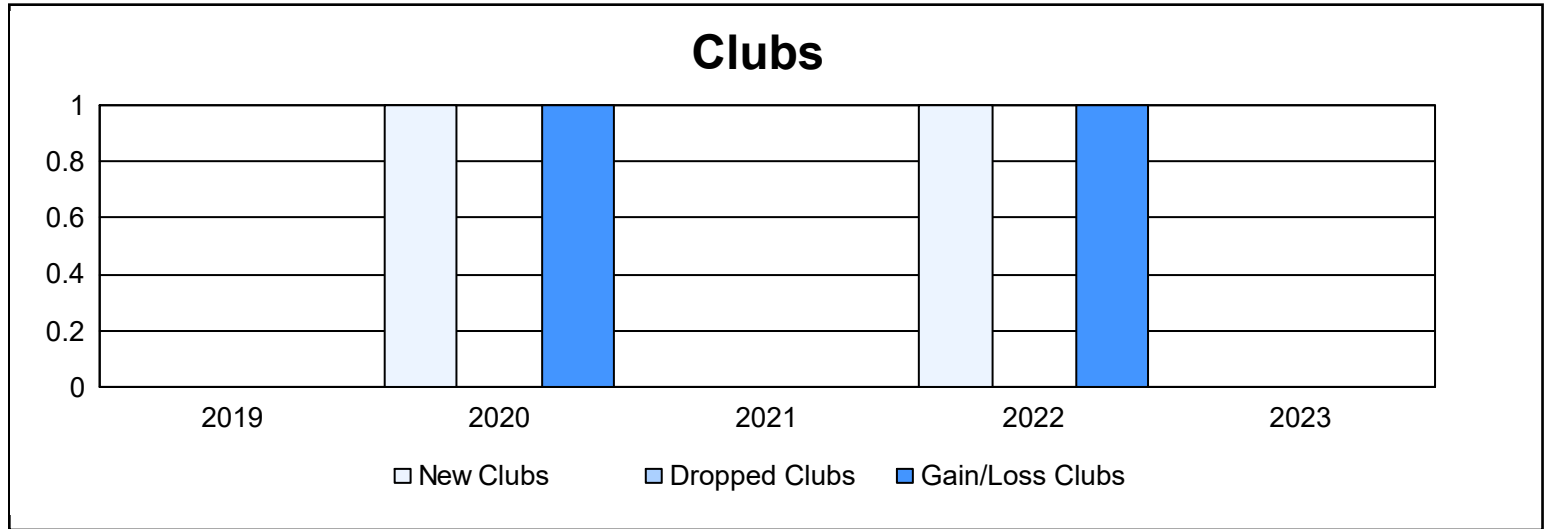
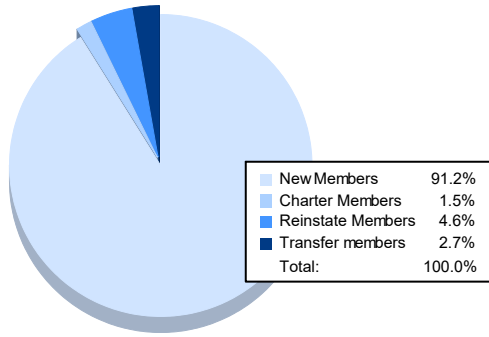


| Year | New Clubs | Dropped Clubs | Gain/ Loss Clubs | New Members | Charter Members | Reinstate Members | Transfer Members | Total Member Added | Total Members Dropped | Gain/ Loss Members |
|----------------|-----------|---------------|------------------|-------------|-----------------|-------------------|------------------|--------------------|-----------------------|--------------------|
| 2018-2019 | 0 | 0 | 0 | 212 | 1 | 24 | 9 | 246 | 319 | -73 |
| 2019-2020 | 1 | 0 | 1 | 285 | 33 | 25 | 12 | 355 | 285 | 70 |
| 2020-2021 | 0 | 0 | 0 | 331 | 2 | 15 | 8 | 356 | 386 | -30 |
| 2021-2022 | 1 | 0 | 1 | 249 | 44 | 24 | 6 | 323 | 289 | 34 |
| 2022-2023 | 0 | 0 | 0 | 299 | 5 | 15 | 9 | 328 | 400 | -72 |
| Average | 0 | 0 | 0 | 275 | 17 | 21 | 9 | 322 | 336 | -14 |



Membership Composition June 2023 Cumulative



Gender Composition June 2023 Cumulative

